

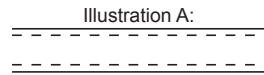
Wonder Cut Triangle Ruler

Designed by Alice Walter and Deb Hopkins

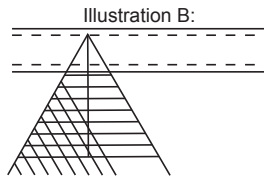
Finished Triangles

1) Using the long cutting lines (horizontal lines), cut the desired size of your finished triangles from two fabrics.

2) With right sides together, sew a 1/4" seam down both long sides making a fabric tube. **See Illustration A.**

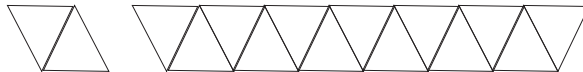


3) Using the diagonal lines of the ruler, align the desired size of the finished triangle along the bottom edge of the fabric. Cut along both edges of the ruler. **See Illustration B.**



4) Flip the fabric strip. Align ruler with the cut edge and bottom edge of fabric and cut again. Continue this process down the entire length of the fabric tube.

5) Press seam allowances to the darker fabric. For ease in setting triangles, do NOT trim points.

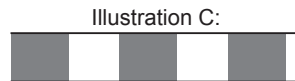


Finished Three-Part Triangles

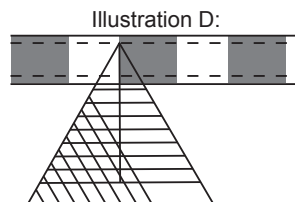
1) Using the long cutting lines of the ruler (horizontal lines), cut the desired size for your finished three-part triangles from three pieces of fabric. Set aside the fabric strip that will make one triangle.

2) With right sides together, sew a 1/4" seam down one long edge of fabric. Press seam allowance open. Square up one end of fabric.

3) Using the Wonder Cut Triangle Ruler, cut into two-patch segments the same width as your fabric strips. **See Illustration C.** Combine these two-patch segments together end to end with a 1/4" seam. Press all seam allowances open.



4) Place the combined strip and the strip cut in Step 1 right sides together and sew a 1/4" seam down both sides making a fabric tube. Carefully align the Wonder Cut Triangle Ruler by putting the diagonal line of the ruler on the pressed open seam. **See Illustration D.** Cut on both sides. Continue cutting down the length of the strip.



**For innovative uses and tips for the Wonder Cut Rulers,
Visit www.wondercutruler.com**

Number of finished triangles obtained from one cut across the width of fabric:

| | | | |
|-------------|-------------|-------------|-------------|
| 39 - 1" | 26 - 2" | 18 - 3" | 14 - 4" |
| 32 - 1-1/2" | 21 - 2-1/2" | 15 - 3-1/2" | 12 - 4-1/2" |